

GeoGebra

Kaj in nekaj zgledov



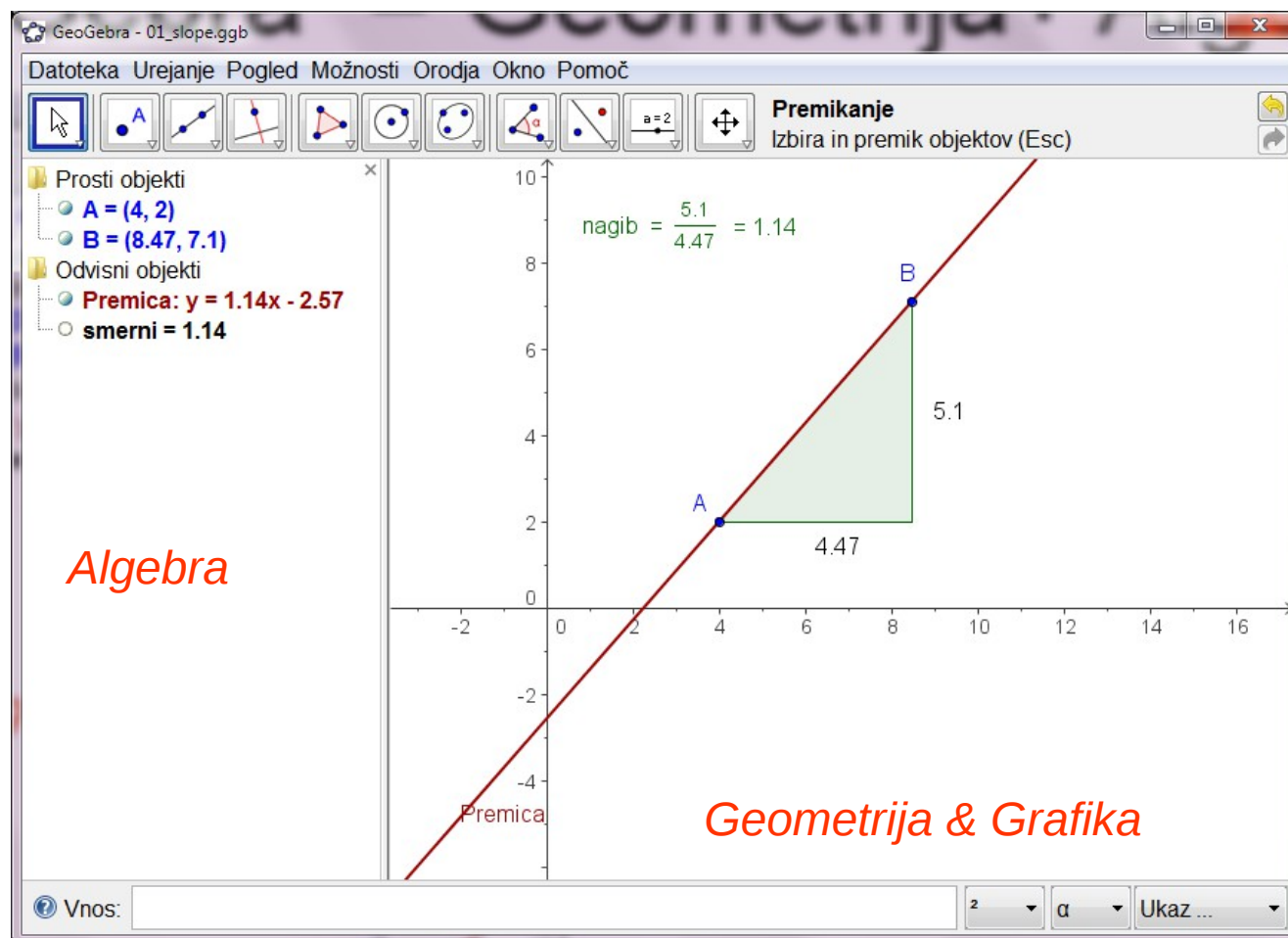
Programi za dinamično geometrijo (PDG - CDGS)

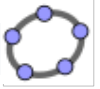
The image displays three overlapping windows from a computer interface:

- Cabri Geometry II Plus - [3 circles.fig]**: Shows a geometric diagram with a green circle and a black circle. Text on the left reads "Area of the green circle + are" and "24.10 cm²". A pointer is visible at the bottom left.
- GEONExT**: A dynamic geometry software window showing a diagram with a green shaded region and points labeled A, B, C, D, E. The status bar indicates "Taille 498 x 400 Zoom 100 %".
- Netscape: Midpoint.cdy**: A web browser window displaying a complex geometric diagram with multiple circles and points labeled A, B, C, D, E, F, G, H, K. Below the diagram, a text box contains instructions: "Construct the midpoint of A and B! You may use ruler and compass only. You need two circles with equal size. Next hint available in 28 seconds. You are on the right track! Great! You solved this exercise!".



GeoGebra = Geometrija + Algebra





Osnovna ideja

- ▶ "prosti" objekti
- ▶ Odvisni objekti
- ▶ S premikanjem prostih objektov vplivamo na odvisne objekte

- ▶ Demo





Prosto dostopen, odprtokoden program

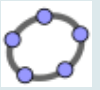
- ▶ <http://www.geogebra.org/cms/>
- ▶ Različni načini zagona:
 - ▶ Samostojni program (<http://www.geogebra.org/download/install.htm>)
 - ▶ Preko spleta
 - ▶ Kot okno v brskalniku
 - ▶ WebStart
 - ▶ Kot samostojno okno
 - ▶ Applet start

The screenshot shows the GeoGebra website interface. At the top, there is a navigation menu with links: Domov, Informacije, Spletni zagon (highlighted in blue), Prenos, Pomoč, Ekranke slike, Primeri, Kako naprej, Zasluge, Stiki, Podpora GeoGebri, GeoGebraWiki, and Javni pomenki. The main content area is titled "GeoGebra WebStart" and contains the following text: "S spodnjim gumbom zaženete GeoGebra z možnostjo WebStart. S tem boste naložili na svoj računalnik najnovejšo verzijo programa. Na namizju se bo pojavila datoteka "geogebra.jnlp" ali ikona programa. Z dvojnimi klikom na karkoli od tega poženete program. Deloval bo tudi naslednjič, ko morda več ne boste povezani v internet. Za začetne napotke za delo s programom pogledajte [GeoGebra Help](#) in boste hitro ugotovili, kako enostaven za uporabo je ta program." Below the text are two buttons: "Webstart" and "Applet Start". At the bottom of the main content area, there is a text box for email subscription: "Email: ". The footer of the website contains the copyright notice: "© GeoGebra 2001-2009".



-
- ▶ GeoGebraWiki
 - ▶ <http://lokar.fmf.uni-lj.si/wikiji/GeoGebraWiki>

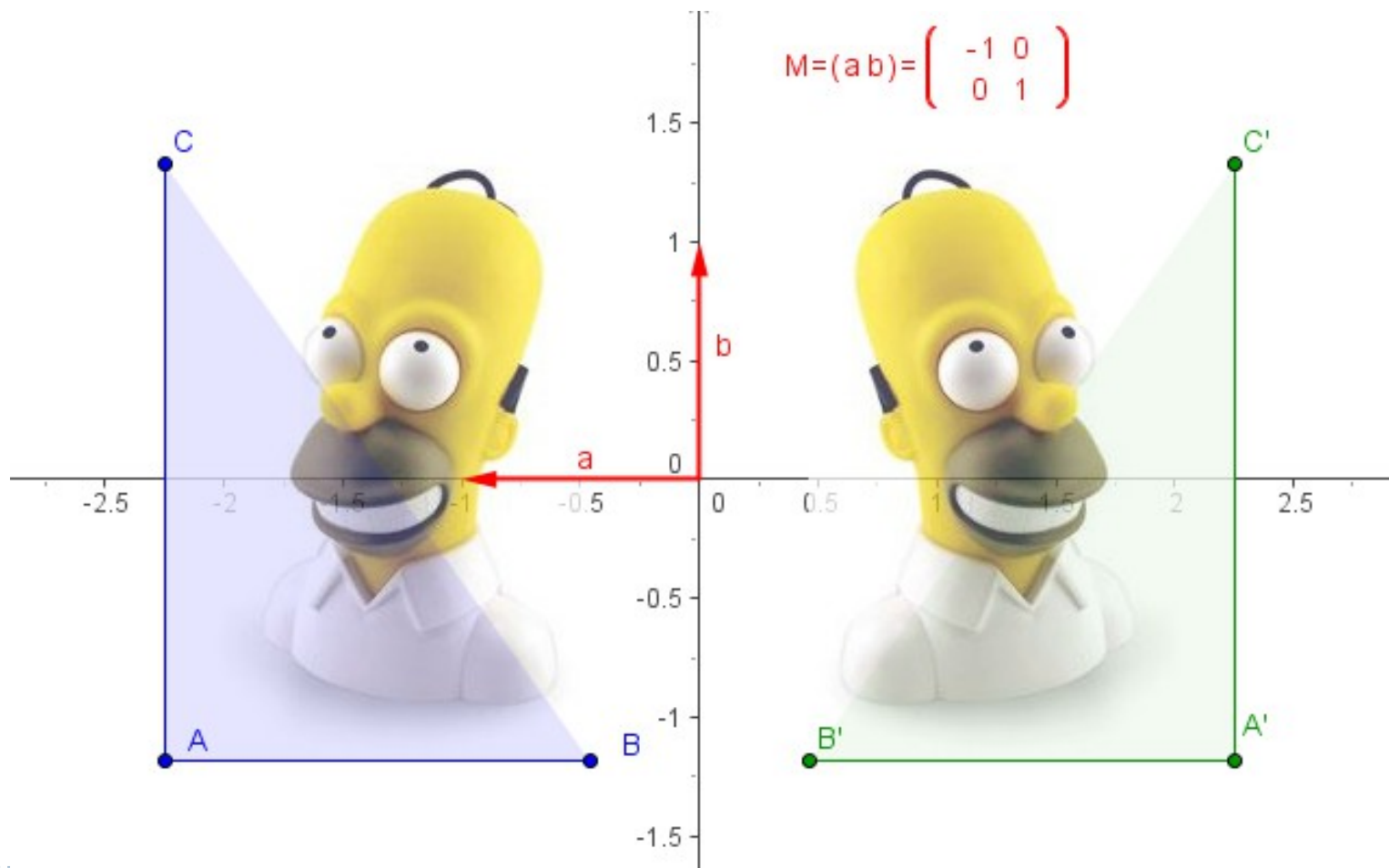




Nekaj zgledov uporabe

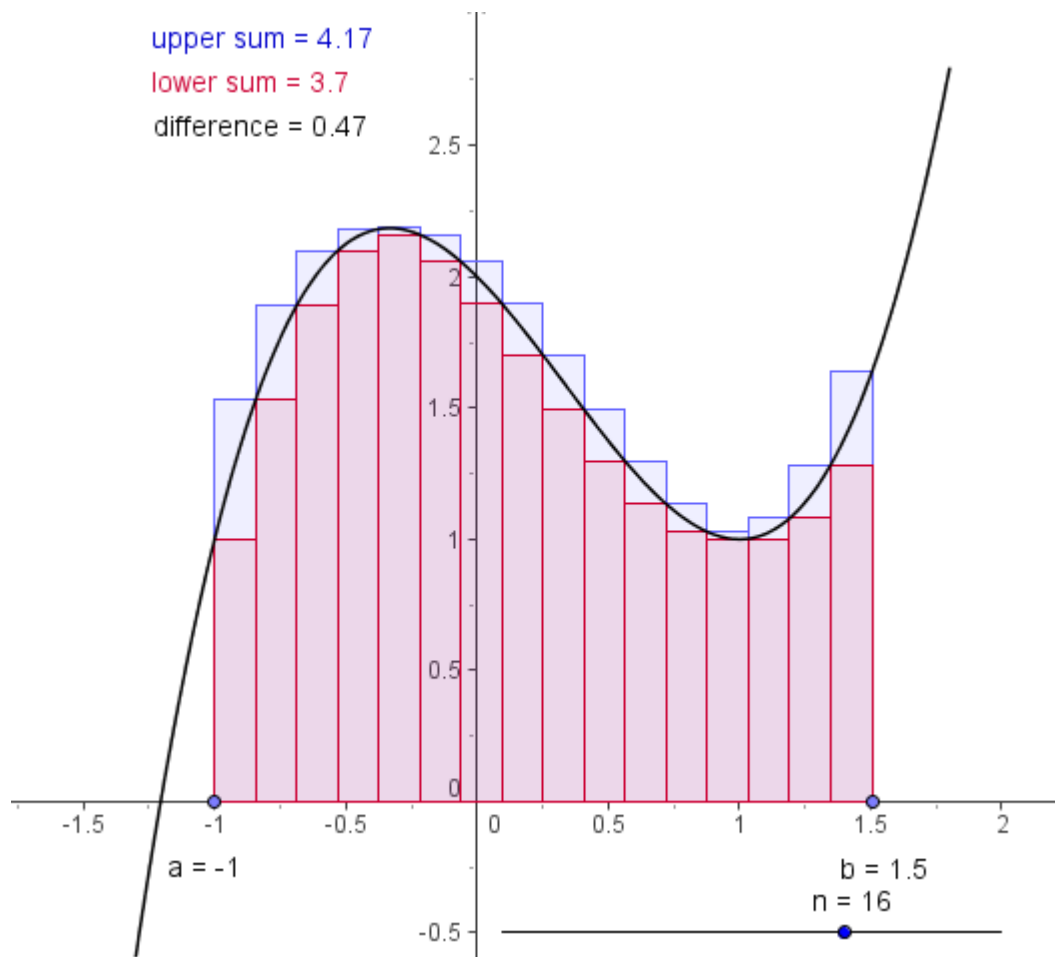


Transformacije v ravnini



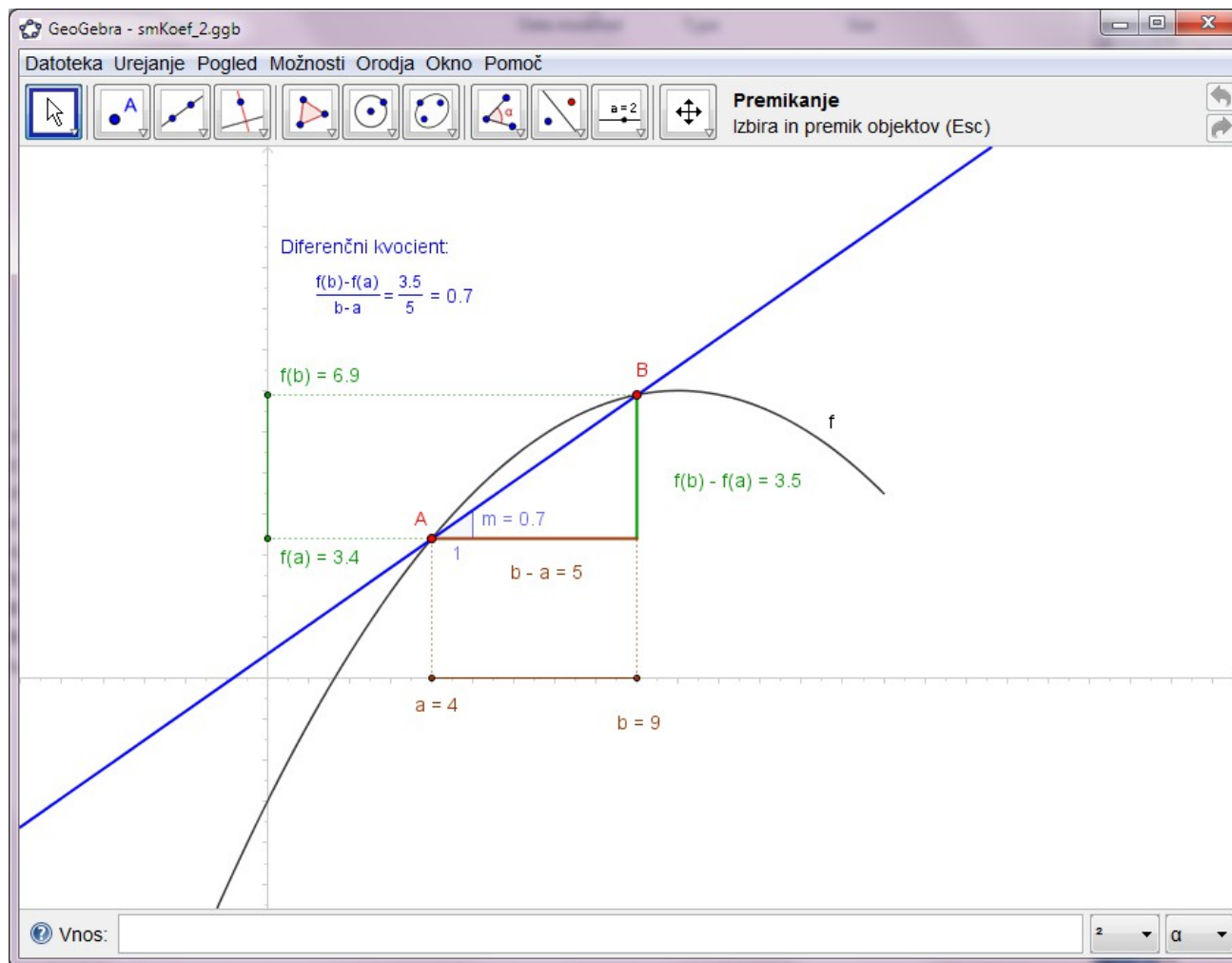


Določeni integral – Riemannove vsote



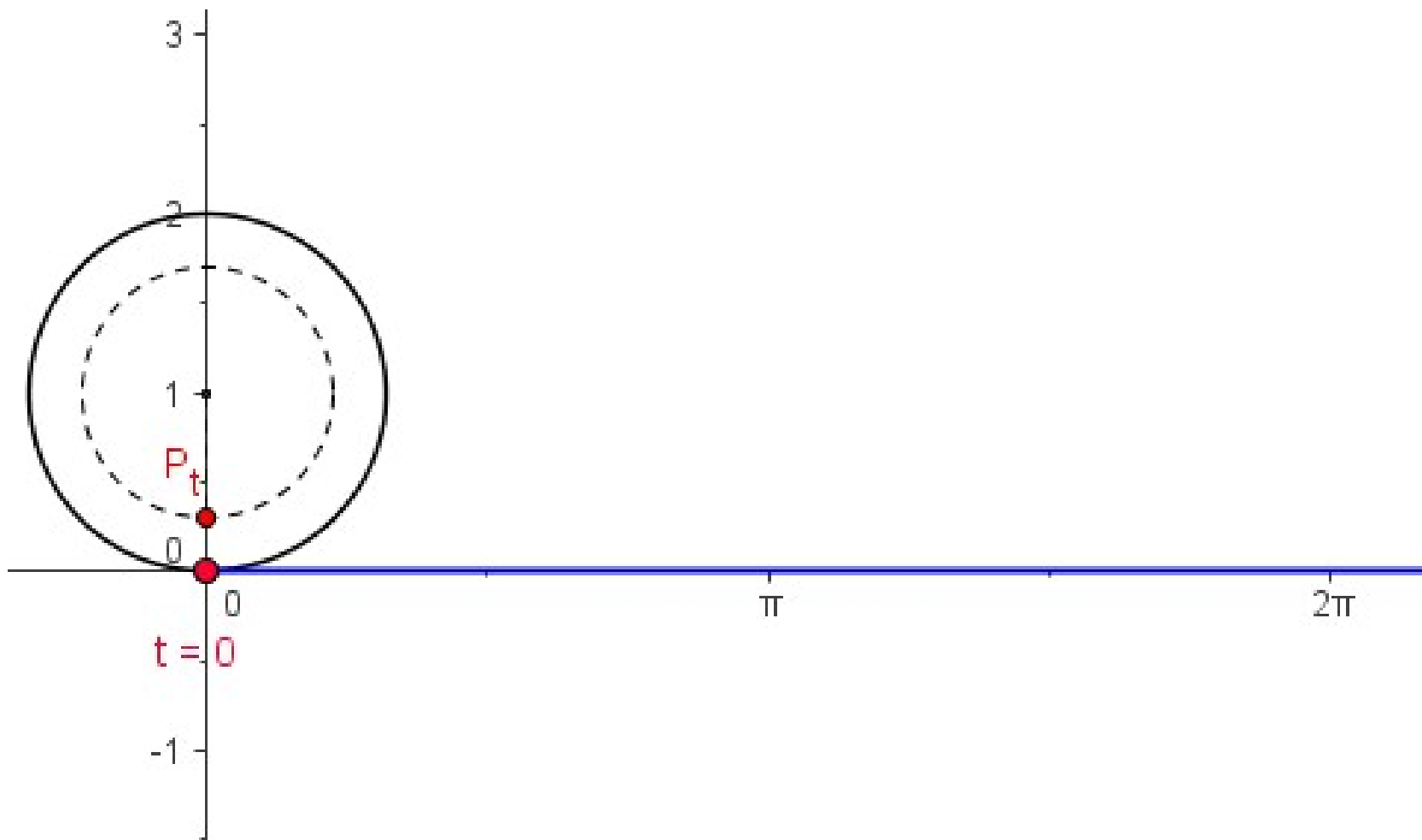


Limita



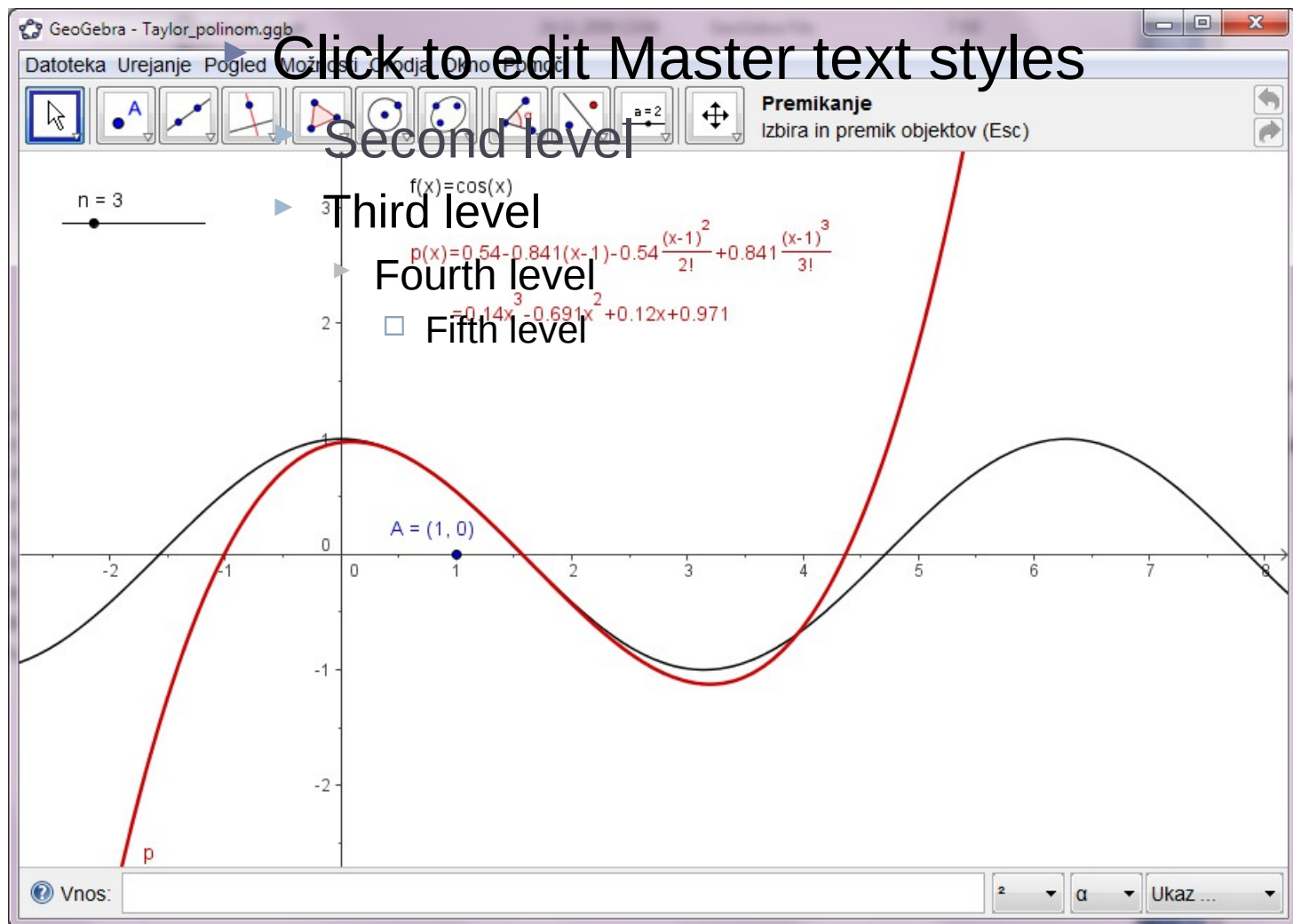


Kaj dobimo, če opazujemo točko



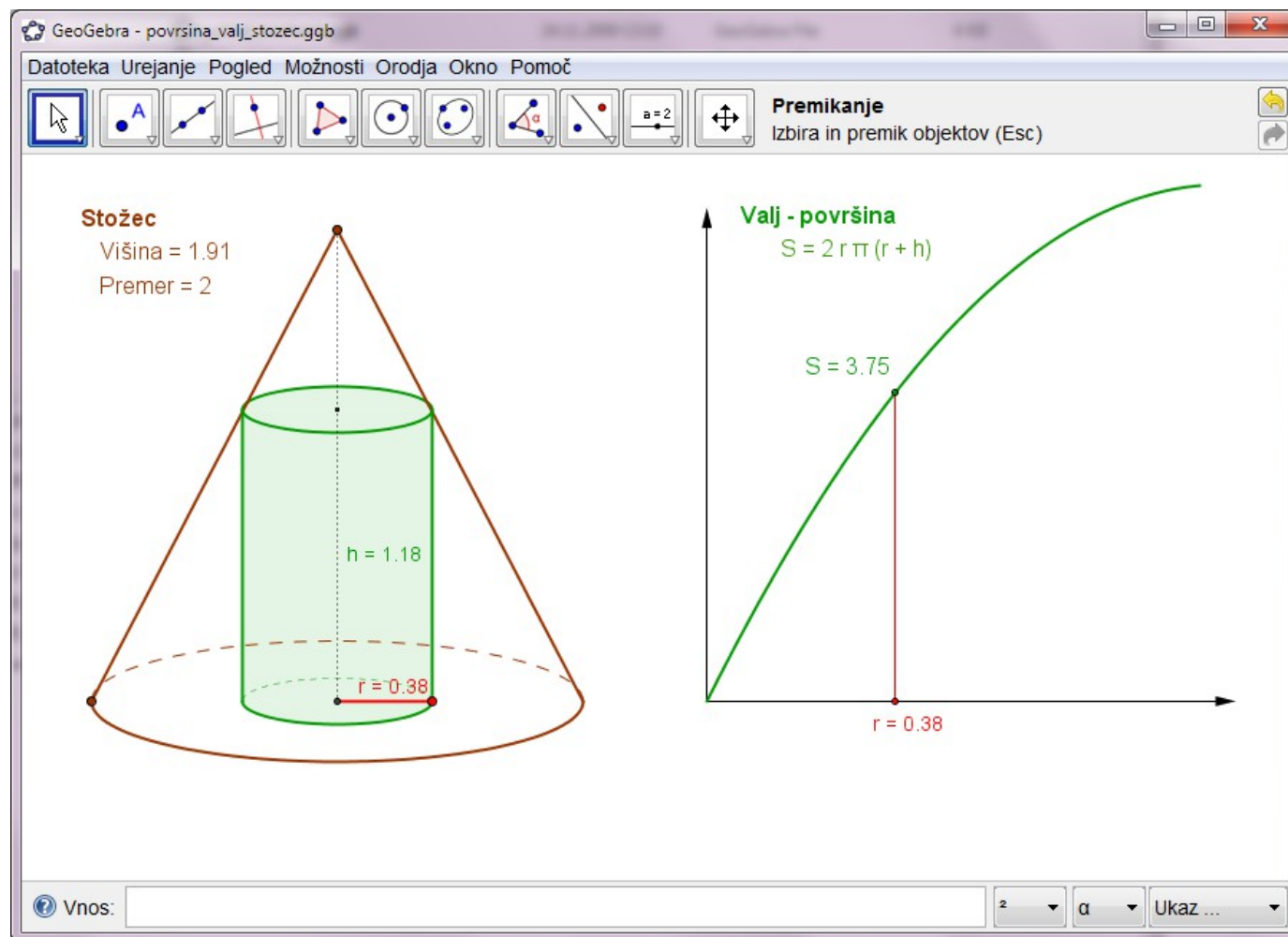


Taylorjev polinom





Površina valja v stožcu





Volumen valja v stožcu

GeoGebra - volumen_valj_stozec.ggb

Datoteka Urejanje Pogled Možnosti Orodja Okno Pomagaj

Click to edit Master text styles

Second level

Premikanje
Izbira in premik objektov (Esc)

Stožec
Višina = 1.58
Premer = 2

Third level

Fourth level

Fifth level

$h = 0.87$

$r = 0.45$

Valj - volumen
 $V = r^2 \pi h$

$V = 0.55$

$r = 0.45$

Vnos:

2 α Ukaz ...